



COR IBR200 Spec Sheet



Cradlepoint COR IBR200 IoT routers are sold as part of an all-inclusive IoT networking solution in a NetCloud Solution Package.

NetCloud Solution Packages for IoT include:

- Compact routers for IoT and M2M applications
- Award-winning remote cloud management and network intelligence with **NetCloud Manager**
- Secure IoT networking with **NetCloud Perimeter** for perimeter-secured overlay networks
- **24x7 support and limited lifetime warranty**

WHAT TO BUY

Description	Part Numbers
North America (U.S., Canada)	
+ NetCloud Essentials for IoT Gateways (Standard) with IBR200-10M for VZ	TAX-020010M-VNN
+ NetCloud Essentials for IoT Gateways (Standard) with IBR200-10M for AT & GN	TAX-020010M-ANN
+ NetCloud Essentials for IoT Gateways (Standard) with IBR200-10M for SP	TAX-020010M-SNN
Europe & South Africa	
+ NetCloud Essentials for IoT Gateways (Standard) with IBR200-10M for EU	TAX-020010M-EWM
Asia-Pacific (Australia, New Zealand, Singapore & Malaysia)	
+ NetCloud Essentials for IoT Gateways (Standard) with IBR200-10M for AP	TAX-020010M-PWM
All Regions	
+ NetCloud Advanced for IoT Routers (Enterprise)	TAX-NCADV

x = 1, 3, or 5 years

NetCloud Essentials contains all the features and capabilities required for a broad range of IoT applications. Essentials Packages include 24x7 support (phone support: 24 hour weekdays with emergency response on weekends, web: 24x7, chat: 24x5) and a limited lifetime warranty.

For additional capabilities, a **NetCloud Advanced** upgrade can be added to the NetCloud Essentials Package at any time.

See additional details of what is included in the Essential and Advanced NetCloud software:

cradlepoint.com/iot-networks

For more details on the COR IBR200 IoT router, included with the NetCloud Solution Packages for IoT, see below.

WHAT'S IN THE BOX

- M2M router with embedded Cat 1 LTE modem (10/5 Mbps DL/UL); includes integrated mounting holes
- 12 VDC / 1 A power adapter (2 meter cord)
- Two LTE modem antennas
- Safety, Regulatory, and Warranty Guide
- One WiFi antenna

KEY FEATURES

WAN

- Cat 1 LTE
- Advanced Modem Failure Check
- Failover/Failback
- Standby
- WiFi as WAN
- IP Passthrough

LAN

- VLAN 802.1Q
- DHCP Server, Client, Relay
- DNS and DNS Proxy
- STP
- Multicast/Multicast Proxy

WIFI

- 802.11 1×1 b/g/n 2.4 GHz
- Up to 16 connected devices
- 2 SSIDs
- WPA2 Enterprise
- DynDNS
- AutoQoS
- QoS (DSCP and Priority Queuing)

MANAGEMENT

- Cradlepoint NetCloud Manager
- Web UI, API, CLI
- Data Usage Alerts (router and per client)
- Advanced Troubleshooting (support)
- Device Alerts
- SNMP
- SMS control
- Remote Connect / OOBM
- Client Visibility Control
- Pool data alerts
- SDK support

VPN & ROUTING

- IPsec Tunnel – up to two concurrent sessions
- IKEv2 support (includes MOBIKE)
- GRE Tunnel
- Traffic Steering
- NAT-less Routing
- Virtual Server/Port Forwarding
- IPv6

SECURITY

- RADIUS and TACACS+ support
- 802.1x authentication for Ethernet
- Certificate support
- ALGs
- MAC Address Filtering
- Advanced Security Mode (local user management only)
- Per-Client Web Filtering
- IP Filtering
- Content Filtering (basic)
- Website Filtering
- Zone-Based Object Firewall with host address (IP or FQDN), port, and mac address
- NetCloud Perimeter compatible

*-Native support for authentication. Authorization and accounting support through hotspot/captive portal services.

SPECIFICATIONS

WAN:

- Cat 1 LTE modem
- One SIM slot

LAN: One LAN 10/100 Ethernet port

PORTS:

- Power
- One Ethernet LAN
- Two cellular antenna connectors (SMA)
- One WiFi connectors (reverse SMA)
- 2-wire GPIO (one input, one output)

TEMPERATURE: -20 °C to 60 °C (-4 °F to 140 °F) operating

HUMIDITY (non-condensing):

- 5% to 95% operating
- 5% to 95% storage

POWER:

- 12 VDC / 1 A adapter
- Power consumption:
 - Conditions: 12V input, room temperature
 - Idle: 2.7W (1.8W w/WiFi off)
 - Typical: 3.6 W (2.8W w/WiFi off)
 - Heavy Usage: 5.8 W

WIFI POWER (FCC):

- 2402–2483.5 MHz (2.4 GHz band): 25.3 dBm conducted

SIZE: 3.0 × 3.7 × 1.0 in (76.5 × 94.5 × 24.5 mm)

WEIGHT: 6 oz (175 g)

CERTIFICATIONS:

- PTCRB, FCC, IC, Carrier
- Safety: UL/CUL
- Materials: WEEE, RoHS, RoHS-2, California Prop 65

ACCESSORIES

- Directional Patch antennas for external (outside) mounting (Part # 170587-000)
- Directional Yagi (Log-Periodic) antennas for external (outside) mounting (Part # 170588-000)
- Omni-directional antennas for external (outside) mounting (Part # 170586-000)
- 12" Mag-mount antenna (Part # 170605-000)
- 4" Mini mag-mount antenna (Part # 170606-000)
- Barrel to 4-pin power adapter (Part # 170665-000)
- Replacement mini cellular antenna Part #: (170704-002)

See the Cradlepoint [antenna accessories page](#) for more information about antennas. Also see the Antenna Ordering and Installation Guide, available as a PDF in the Resources section of antenna and router product pages.

BUSINESS-GRADE MODEM SPECIFICATIONS

COR IBR200 models include a Cat 1 LTE modem – specific model names include a specific modem (e.g., the COR IBR200-10M-VZ includes a Verizon Cat 1 LTE modem).

COR IBR200-10M-VZ – Cat 1 LTE for Verizon

- Technology: LTE
- Downlink Rates: LTE 10 Mbps (theoretical)
- Uplink Rates: LTE 5 Mbps (theoretical)
- Frequency Bands:
 - LTE: Band 4 – AWS (1700/2100 MHz), Band 13 (700 MHz)
- Power: LTE 23 dBm ± 1 (typical conducted)
- Antennas: two SMA male (plug), finger tighten only (maximum torque spec is 7 kgf/cm2)
- Industry Standards & Certs: FCC, UL, Verizon
- SIM: one 2FF slot
- GPS: passive, muxed on aux LTE port

COR IBR200-10M-C-SP – Cat 1 LTE for Sprint

- Technology: LTE
- Downlink Rates: LTE 10 Mbps (theoretical)
- Uplink Rates: LTE 5 Mbps (theoretical)
- Frequency Bands:
 - LTE: 2/25, 4, 5/26, 12
- Power: LTE 23 dBm \pm 1 (typical conducted)
- Antennas: two SMA male (plug), finger tighten only (maximum torque spec is 7 kgf/cm2)
- Industry Standards & Certs: FCC, UL, Sprint
- SIM: one 2FF slot
- GPS: no GPS support

COR IBR200-10M-B-AT – Cat 1 LTE for AT&T, T-Mobile, Canada (Bell, Rogers, TELUS)

- Technology: LTE, HSPA+
- Downlink Rates: LTE 10 Mbps, HSPA+ 42 Mbps (theoretical)
- Uplink Rates: LTE 5 Mbps, HSPA+ 5.76 Mbps (theoretical)
- Frequency Bands:
 - LTE: Band 2 (1900 MHz), Band 4 – AWS (1700/2100 MHz), Band 5 (850 MHz), Band 12 (700 MHz)
 - HSPA+/UMTS (Fallback): (850/1700/1900/2100 MHz, AWS)
- Power: LTE 23 dBm \pm 1; HSPA+ 23 dBm \pm 1 (typical conducted)
- Antennas: two SMA male (plug), finger tighten only (maximum torque spec is 7 kgf/cm2)
- Industry Standards & Certs: PTCRB, FCC, IC, UL, AT&T
- SIM: one 2FF slot
- GPS: passive, muxed on aux LTE port

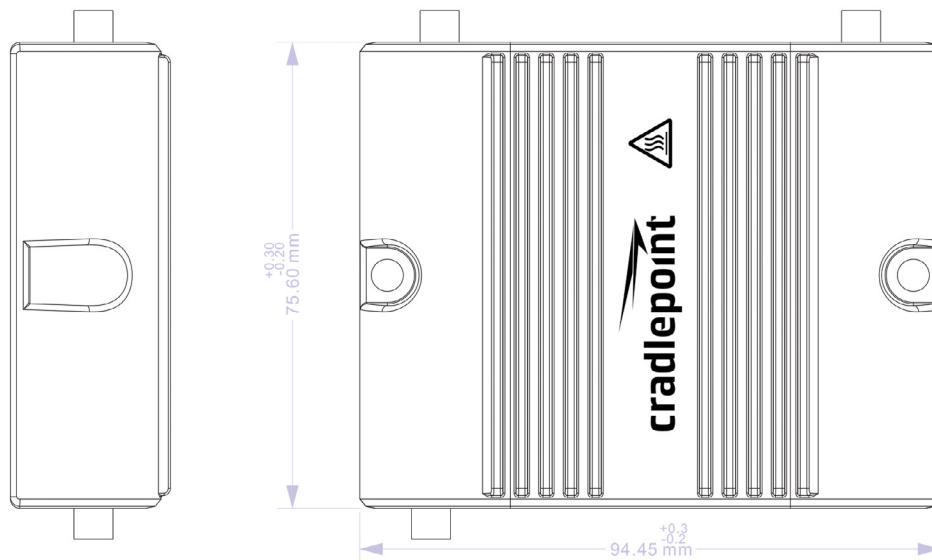
COR IBR200-10M-D-EU – Cat 1 LTE for Europe and South Africa

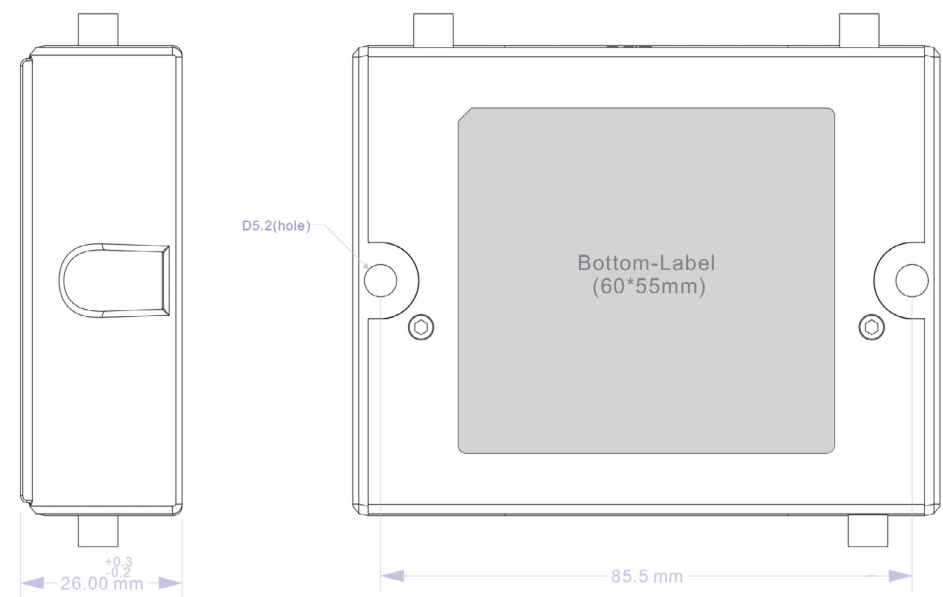
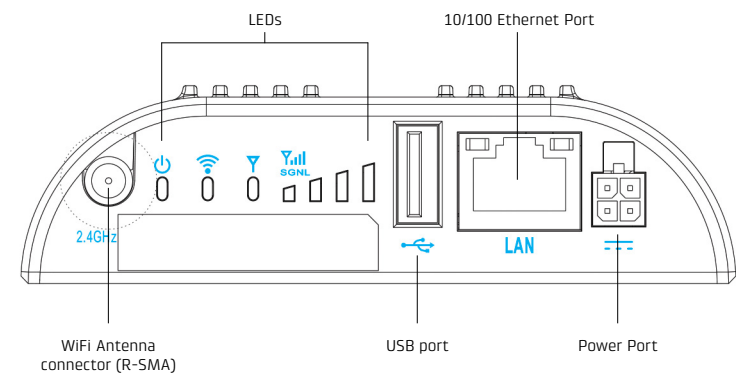
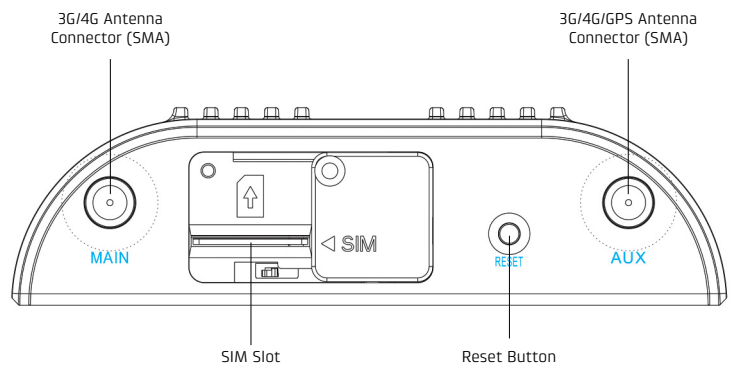
- Technology: LTE, HSPA+
- Downlink Rates: LTE 10 Mbps, HSPA+ 42 Mbps (theoretical)
- Uplink Rates: LTE 5 Mbps, HSPA+ 5.76 Mbps (theoretical)
- Frequency Bands:
 - LTE: Band 1 (2100 MHz), Band 3 (1800 MHz), Band 5 (850 MHz), Band 7 (2600 MHz), Band 8 (900 MHz), B20 (800MHz)
 - HSPA+/UMTS (Fallback): Band 1(2100 MHz), Band 5 (850 MHz), Band 8 (900 MHz)
 - GSM: Band 3 (1800 MHz), Band 8 (900 MHz)
- Power: LTE 23 dBm \pm 1; HSPA+ 23 dBm \pm 1; GSM 850 MHz 33dBm \pm 2dB; GSM 1800 MHz 30dBm \pm 2dB (typical conducted)
- Antennas: two SMA male (plug), finger tighten only (maximum torque spec is 7 kgf/cm2)
- Industry Standards & Certs: CE, GCF-CC, others pending
- SIM: one 2FF slot
- GPS: no GPS support

COR IBR200-10M-E-AP – Cat 1 LTE for Asia Pacific





- Technology: LTE, HSPA+
- Downlink Rates: LTE 10 Mbps, HSPA+ 42 Mbps (theoretical)
- Uplink Rates: LTE 5 Mbps, HSPA+ 5.76 Mbps (theoretical)
- Frequency Bands:
 - LTE: Band 1 (2100 MHz), Band 3 (1800 MHz), Band 5 (850 MHz), Band 7 (2600 MHz), Band 28 (700 MHz)
 - HSPA+/UMTS (Fallback): Band 1(2100 MHz), Band 5 (850 MHz)
- Power: LTE 23 dBm \pm 1; HSPA+ 23 dBm \pm 1 (typical conducted)
- Antennas: two SMA male (plug), finger tighten only (maximum torque spec is 7 kgf/cm2)
- Industry Standards & Certs: RC Australia, others pending
- SIM: one 2FF slot
- GPS: no GPS support

HARDWARE





LEDS

INDICATOR	BEHAVIOR
	POWER: <ul style="list-style-type: none"> Green = Powered ON. No Light = Not receiving power. Check the power source connection
	WiFi BROADCAST: Indicates WiFi activity <ul style="list-style-type: none"> Green = On and operating normally. Yellow = Attention.
	INTEGRATED MODEM: Indicates information about the integrated modem. <ul style="list-style-type: none"> Green = Established cellular connection on modem. Blinking Green = modem activity Blinking Amber = Cellular data connection error Blinking Red = Modem is being reset. Also used to indicate additional conditions as listed in "Additional LED indications" section. With SIGNAL STRENGTH means the SIM door is open and the modem is powered off.
	SIGNAL STRENGTH: Blue LED bars indicate the active modem's signal strength. <ul style="list-style-type: none"> 4 Solid Bars = Strongest signal. 1 Blinking Bar = Weakest signal. (A blinking bar indicates half of a bar.) 4 Blinking Bars = SIM door is open and the modem is powered off
Other	ADDITIONAL LED INDICATIONS: <ul style="list-style-type: none"> Modem LED blinks amber twice when the factory reset button is detected. Modem LEDs blink red when there is an error during NCOS upgrade.

SUPPORT & WARRANTY

The COR IBR200 is only sold as a component of NetCloud Solution Packages.

- NetCloud Solution Packages include support for the full subscription term.
- All Cradlepoint hardware products are covered by a limited lifetime warranty for as long as they are under a NetCloud Solution Package subscription.

The COR IBR200 includes a minimum three-year hardware warranty when purchased from an authorized Cradlepoint Partner.